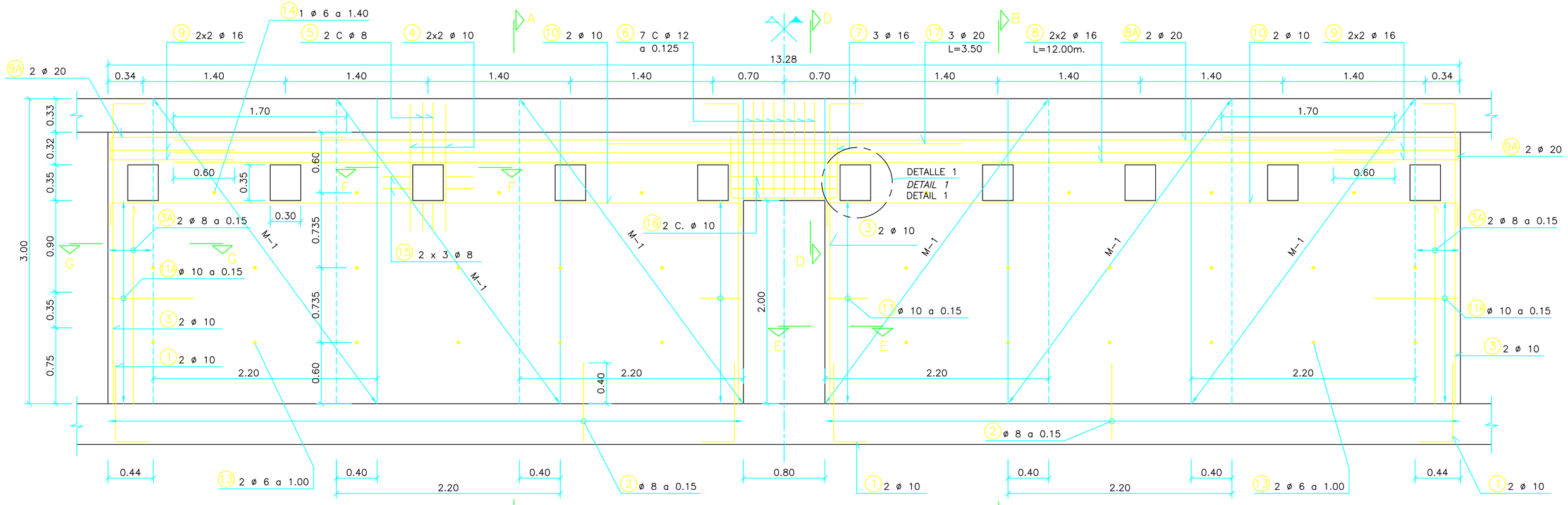

ALZADO MURO-2 Y 3 (ARMADURAS) ESCALA 1:25
ELEVATION VOILE-2 & 3(ARMATURES) ECHELLE 1:25
WALL-2 AND 3 ELEVATION (REINFORCEMENT) SCALE 1:25

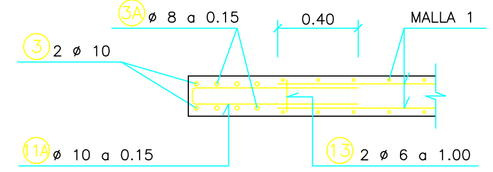

SECCION G-G (ARMADURAS) ESCALA 1:20
COUPE G-G (ARMATURES) ECHELLE 1:20
SECTION G-G (REINFORCEMENT) SCALE 1:20

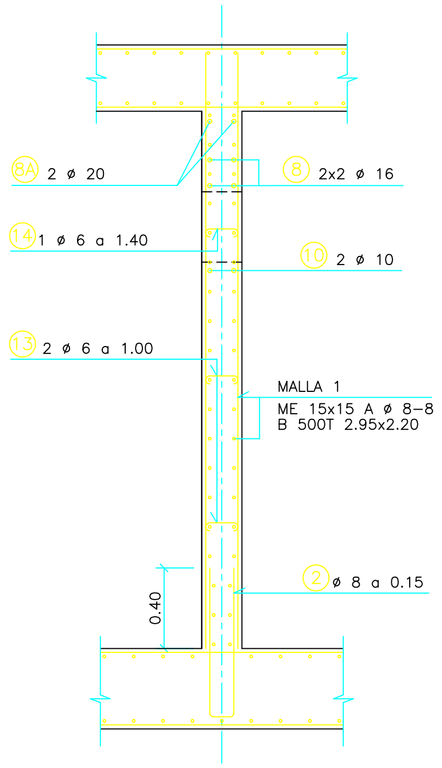

SECCION A-A (ARMADURAS) ESCALA 1:20
COUPE A-A (ARMATURES) ECHELLE 1:20
SECTION A-A (REINFORCEMENT) SCALE 1:20

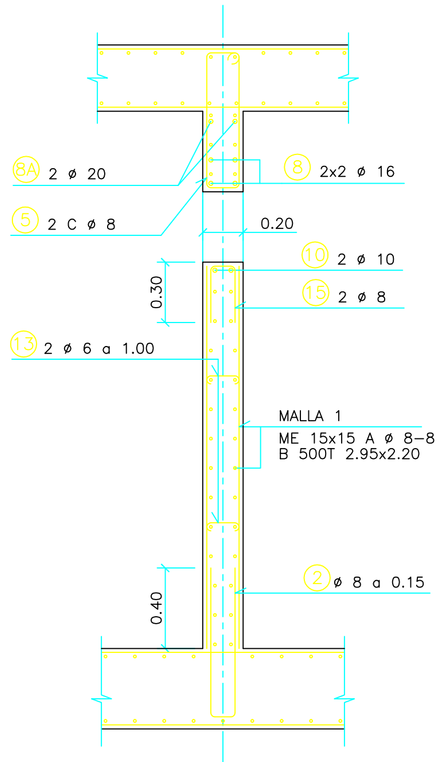

SECCION B-B (ARMADURAS) ESCALA 1:20
COUPE B-B (ARMATURES) ECHELLE 1:20
SECTION B-B (REINFORCEMENT) SCALE 1:20

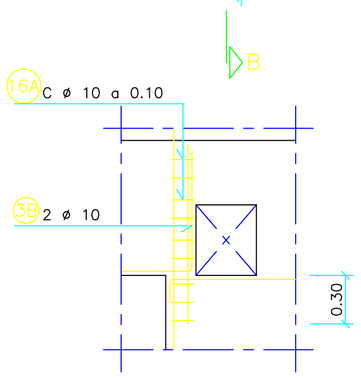

DETALLE 1 ESCALA 1:25
DETAIL 1 ECHELLE 1:25
DETAIL 1 SCALE 1:25

DESPIECE DE ARMADURAS / DÉPIÈCEMENT DES ARMATURES / LIST OF REINFORCEMENT								
Nº Orden / Repère des barres / Nº of bar	Ø [mm]	Nº de piezas / Nb. de barres / Number of bars	Longitud [m] / Longueur [m] / Length [m]	ESQUEMA longitudes en m / SCHÉMA longeurs en m / SCHEME length in m	Long total [m] / Longueur totale [m] / Total length [m]	Peso unit. [kg/m] / Poid unit. [kg/m] / Weight p. unit. [kg/m]	Peso [kg] / Poid [kg] / Weight [kg]
1	10	8	1.06	0.76 0.30	8.48	0.616	5.22
2	8	84	1.64	0.76 0.12 0.76	137.76	0.394	54.31
3	10	8	3.16	0.20 2.96	25.28	0.616	15.57
3A	8	12	2.16	0.20 1.96	25.92	0.394	10.22
3B	10	4	0.95	0.95	3.80	0.616	2.34
4	10	40	1.27	1.27	50.80	0.616	31.29
5	8	20	1.38	0.57 0.12 0.57	27.60	0.394	10.88
6	12	7	2.08	0.92 0.12 0.92	14.56	0.887	12.92
7	16	2	2.22	0.60 1.02 0.60	4.44	1.577	7.00
8	16	4	12.00	12.00	48.00	1.577	75.69
8A	20	2	12.00	12.00	24.00	2.464	59.14
9	16	8	1.40	1.20 0.20	11.20	1.577	17.66
9A	20	4	2.50	2.30 0.20	10.00	2.464	24.64
10	10	4	6.56	0.20 6.16 0.20	26.24	0.616	16.16
11	10	36	0.92	0.40 0.40 0.12	33.12	0.616	20.40
11A	10	36	1.72	0.12 0.80 0.80	61.92	0.616	38.14
13	6	24	0.22	0.05 0.12 0.05	5.28	0.222	1.17
14	6	8	0.22	0.05 0.12 0.05	1.76	0.222	0.39
15	8	56	0.72	0.30 0.12 0.30	40.72	0.394	15.89
16	10	2	2.18	0.12 0.97 0.12	4.36	0.616	2.68
16A	10	20	0.44	0.12 0.10 0.12	8.80	0.616	5.42
17	20	3	3.50	3.50	10.50	2.464	25.87
M-1							
LONG	8	21	2.20	2.20	46.20	0.394	18.21
TRANSV	8	12	2.95	2.95	35.40	0.394	13.96
A	6	4	2.95	2.95	11.80	0.222	2.62
						TOTAL M-1x12	417.441
				Peso total para 1 muro [kg] / Poid total pour 1 mur [kg] / Total weight for 1 wall [kg]			870.47
				Peso total para 4 muros [kg] / Poid total pour 4 murs [kg] / Total weight for 4 walls [kg]			3481.88

CARACTERISTICAS DE LOS MATERIALES
CARACTÉRISTIQUES DES MATÉRIAUX
CHARACTERISTICS OF THE MATERIALS

ACEROS/ACIERS/STEEL

ACERO PASIVO
ACIER PASSIF ---------- B 500 S
REINFORCEMENT
ACERO ACTIVO
ACIER ACTIF ---------- Y-1860-S7-15.2 (AH-1860-0.6")
PRESTRESSING

HORMIGONES/*BÉTONS*/CONCRETE

HORMIGON DE LIMPIEZA
BÉTON EN MASSE ---------- HM-15
MASS CONCRETE
HORMIGON EN CIMENTACIONES
BÉTON DES FONDATIONS ---------- HA-25/P/20/IIIa
CONCRETE OF FOUNDATIONS
HORMIGON EN PANTALLAS, LOSA Y MUROS LOCAL TECNICO
BÉTON DES VOILES, DALLE ET MURS EN LOCAL TECNIQUE --- HA-30/P/20/IIIa
CONCRETE OF FOUNDATION WALLS, SLABS AND WALLS IN TECHNICAL ROOM
HORMIGON EN DIGESTOR
BÉTON DU DIGESTEUR ---------- HA-40/P/20/IIIa/Qb
CONCRETE OF DIGESTER
HORMIGON EN PRELOSAS Y VIGAS PREFABRICADAS
BÉTON DES PRÉDALLES ET POUTRES PREFABRIQUÉES ------ HA-35/P/20/IIIa
CONCRETE OF PRECAST PANELS AND BEAMS

TIPOS DE CONTROL EN ELEMENTOS DE HORMIGON ARMADO/
TYPES DU CONTRÔLE EN ÉLÉMENTS DU BÉTON ARMÉ/
TYPES OF CONTROL OF REINFORCED CONCRETE ELEMENTS

DEL ACERO DE ARMAR
ACIER PASSIF ---------- NORMAL/*NORMAL*/NORMAL
REINFORCEMENT
DEL HORMIGON
BÉTON ---------- *ESTADISTICO/ STATISTIQUE/ STATISTICALLY*
CONCRETE
DE EJECUCION
EXÉCUTION -------- INTENSO (DAÑOS MEDIOS)/ *INTENSE (DOMMAGE MOYEN)*
EXECUTION INTENSIVE (AVERAGE DAMAGES)

RECUBRIMIENTOS/*ENROBAGE DES ACIERS*/COVER OF REINFORCEMENT
r_{nom} = 40 mm

COEFICIENTES DE SEGURIDAD PREVISTOS EN LOS CALCULOS
COEFFICIENTS DE SÉCURITÉ PRÉVUS DANS LES CALCULS
SECURITY FACTORS USED IN THE CALCULATIONS
γg = 1.35 γq = 1.50 γs = 1.15 γc = 1.50
γp = 1.15

7	Rosa	E.Rechina	13-12-2002	SELLO	Petersen
6	Rafael	J.L. Bellod	25-06-2002	PLANTA PILOTO	Petersen
5	Rafael	J.L. Bellod	17-06-2002	ELIMIINACION SECCION C-C	Petersen
4	Rafael	J.L. Bellod	29-05-2002	ELIMINACION DE HUECOS INFERIORES Y DESPIECE	Petersen
3	Rafael	J.L. Bellod	20-05-2002	CAMBIO HORMIGON DE NIVELACION	Petersen
2	Rafael	J.L. Bellod	09-05-2002	DETALLE 1 Y DESPIECE	Petersen
1	Rafael	J.L. Bellod	30-04-2002		Petersen

VARIAS

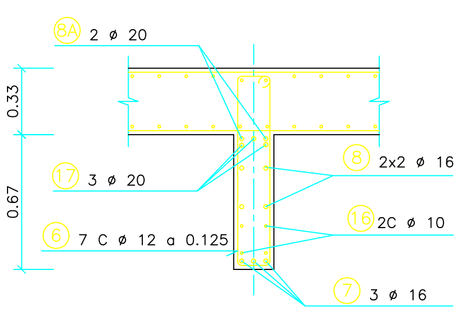

SECCION D-D (ARMADURAS) ESCALA 1:20
COUPE D-D (ARMATURES) ECHELLE 1:20
SECTION D-D (REINFORCEMENT) SCALE 1:20

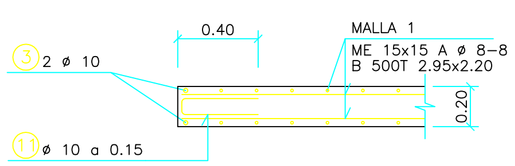

SECCION E-E (ARMADURAS) ESCALA 1:20
COUPE E-E (ARMATURES) ECHELLE 1:20
SECTION E-E (REINFORCEMENT) SCALE 1:20

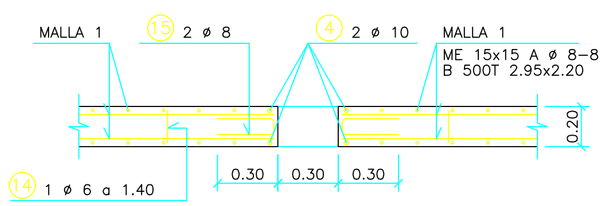

SECCION F-F (ARMADURAS) ESCALA 1:20
COUPE F-F (ARMATURES) ECHELLE 1:20
SECTION F-F (REINFORCEMENT) SCALE 1:20

DIGESTORES / DIGESTEURS / DIGESTERS
MUROS RECTOS EN LOCAL TECNICO. ARMADURAS (II)
VOILES DROITS LOCAL TECHNIQUE. ARMATURES (II)
STRAIGHT WALLS IN TECHNICAL ROOM. REINFORCEMENT (II)

0000 GC 000 0000 016 7

A1

Xréf L:\PROYECTO\P-0201 DIGESTORES EN BARCELONA\P_CONSTRUCTIVO\PLANOS\PLANOS_DICIEMBRE_ULTIMA_MODIFICACION\sello.dwg