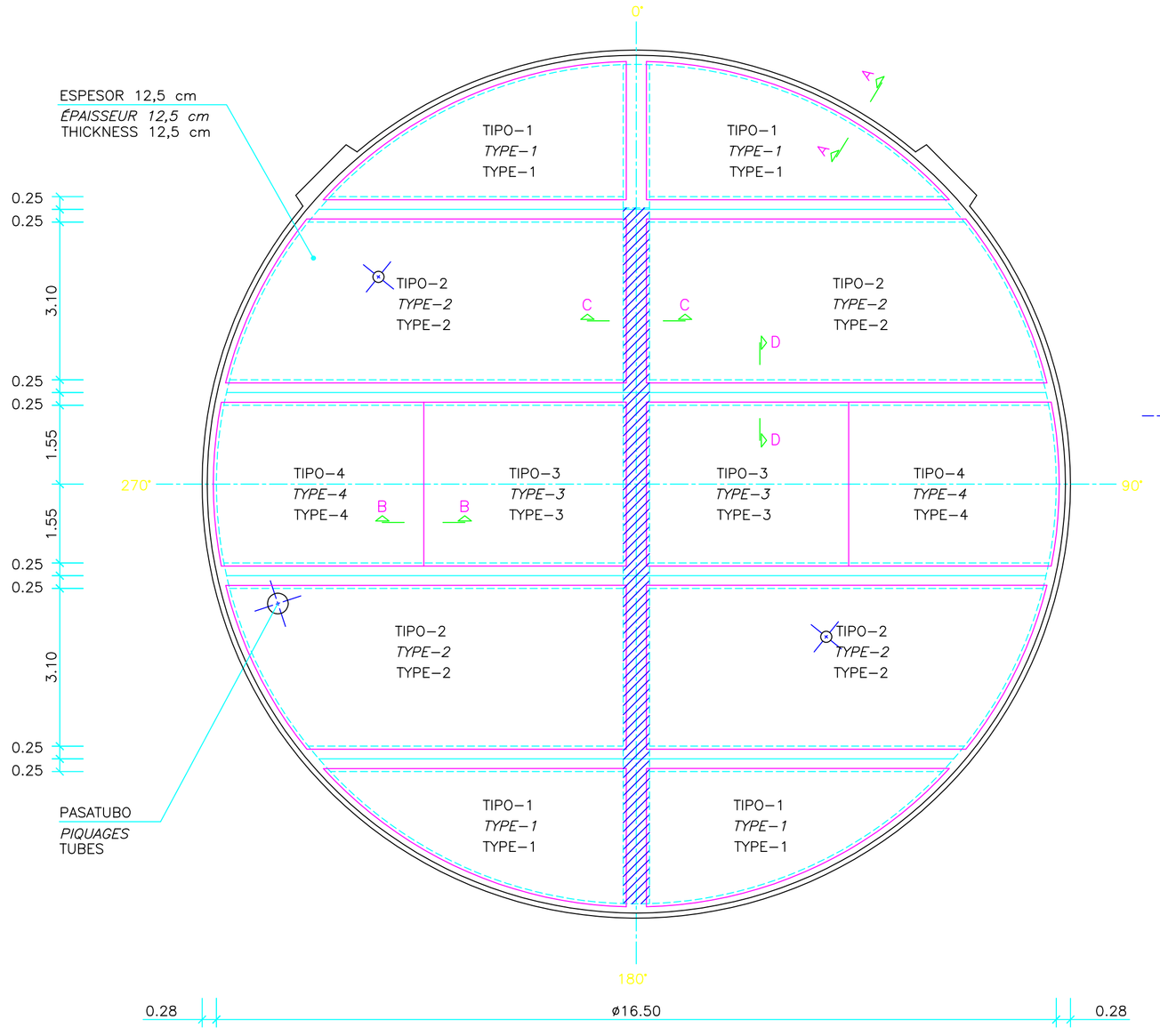

CUBIERTA (DISTRIBUCION DE PRELOSAS)
COUVERTURE (DISTRIBUTION DE PRÉDALES)
COVER SLAB (DESTRIBUTION OF THE PRECAST PANELS)

ESCALA 1:75
ECHELLE 1:75
SCALE 1:75

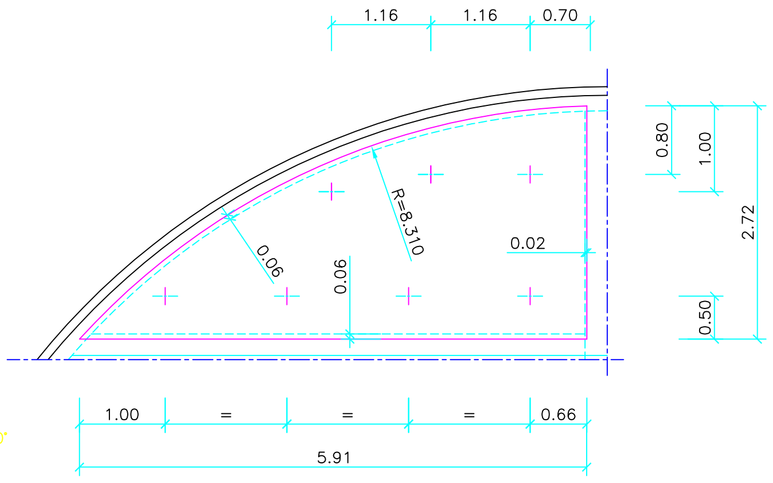

PRELOSAS TIPO-1
PRÉDALLES TYPE-1
PRECAST PANEL TYPE-1

ESCALA 1:50
ECHELLE 1:50
SCALE 1:50

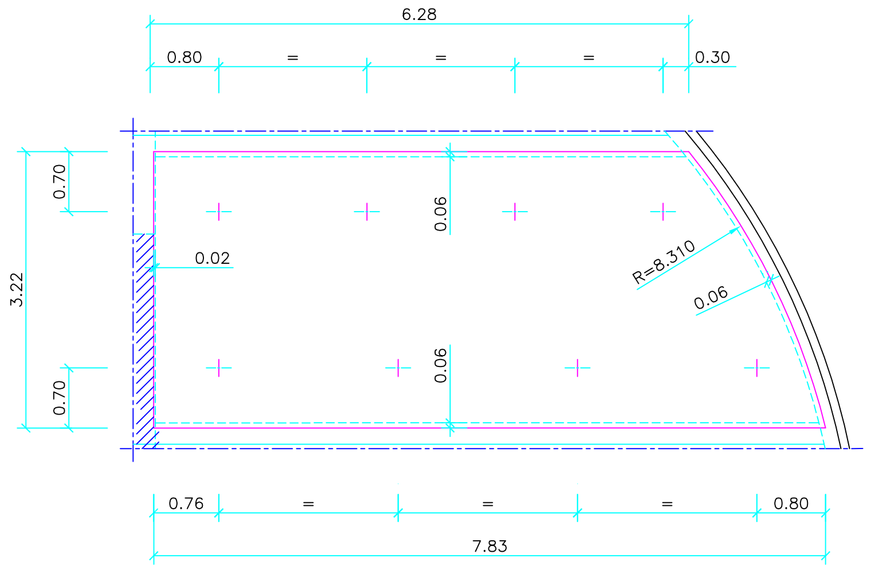

PRELOSAS TIPO-2
PRÉDALLES TYPE-2
PRECAST PANEL TYPE-2

ESCALA 1:50
ECHELLE 1:50
SCALE 1:50

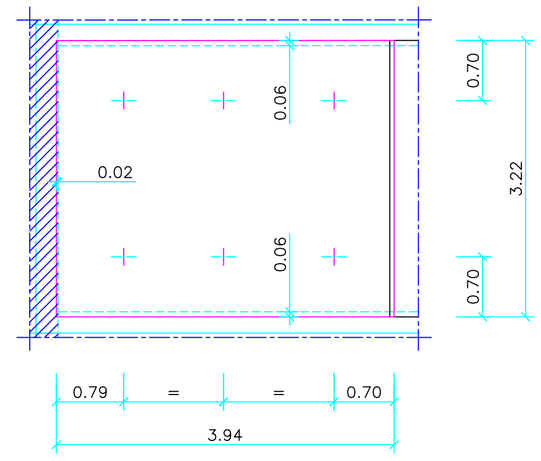

PRELOSAS TIPO-3
PRÉDALLES TYPE-3
PRECAST PANEL TYPE-3

ESCALA 1:50
ECHELLE 1:50
SCALE 1:50

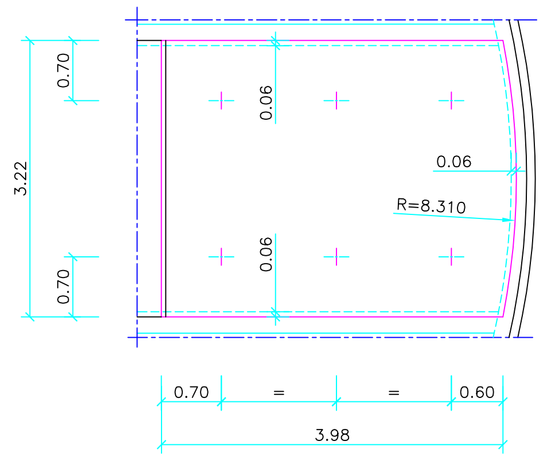

PRELOSAS TIPO-4
PRÉDALLES TYPE-4
PRECAST PANEL TYPE-4

ESCALA 1:50
ECHELLE 1:50
SCALE 1:50

NOTA.–
- EL DESPIECE DE ARMADURAS CORRESPONDE A TODAS LAS PRELOSAS.
- LA SUPERFICIE SUPERIOR DE LAS PRELOSAS DEBE SER RUGOSA.
- RECUBRIMIENTO DE PRELOSAS: 40 mm
- REPLANTEO Y DIAMETRO DE PASATUBOS SEGUN DIGESTOR. (VER PLANOS DE CUBIERTA GC 005, GC 007 y GC 009)
- HORMIGON DE PRELOSA: HA-35/P/20/IIIa

NOTE.–
- *LE DÉPIÉCEMENT DES ARMATURES CORRESPOND A TOUS LES PRÉDALLES.*
- *LA SUPERFICIE SUPÉRIEURE DES PRÉDALLES DOIT ÊTRE RUGEUSE.*
- *ENROBAGE DES PRÉDALLES: 40 mm*
- *PIQUETAGE ET DIAMETRE DE PIQUAGES SELON DIGESTEUR. (VOIR PLANS DE COUVERTURE GC 005, GC 007 ET GC 009)*
- *BÉTON DES PRÉDALLES: HA-35/P/20/IIIa*

REMARK.–
- THE LIST OF REINFORCEMENT CORRESPONDS TO ALL PRECAST PANELS.
- THE SURFACE OF THE PANELS MUST BE ROUGH.
- COVER OF PRECAST SLABS: 40 mm
- POSITION AND DIAMETRE OF TUBES DEPEND ON GIGESTER. (SEE PLANS GC005, GC007 AND GC009)
- CONCRETE OF PRECAST PANELS: HA-35/P/20/IIIa

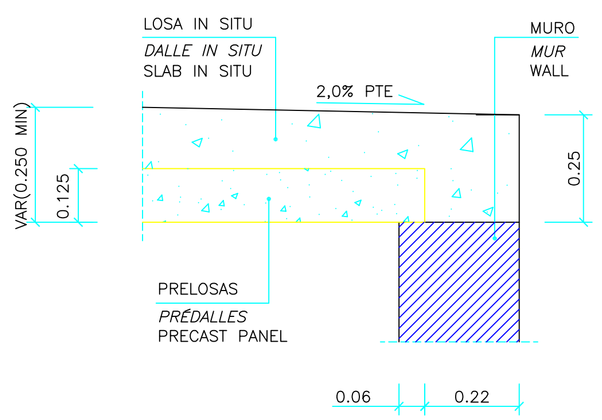

SECCION A-A
COUPE A-A
SECTION A-A

ESCALA 1:10
ECHELLE 1:10
SCALE 1:10

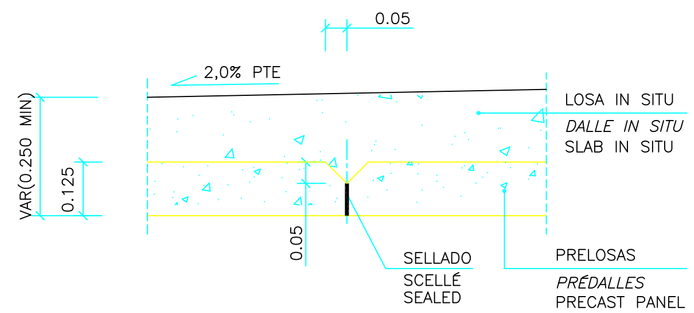

SECCION B-B
COUPE B-B
SECTION B-B

ESCALA 1:10
ECHELLE 1:10
SCALE 1:10

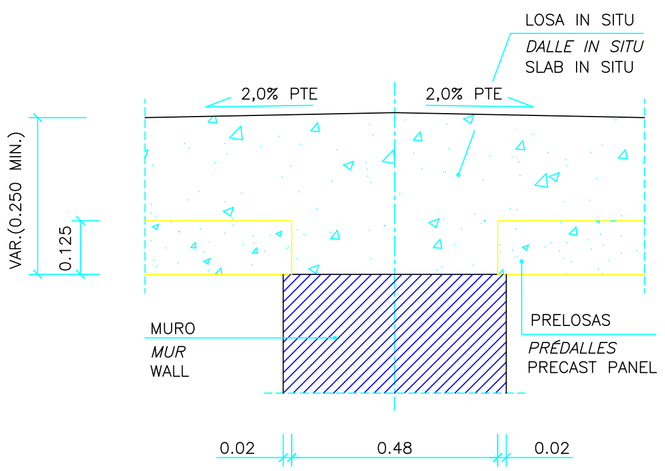

SECCION C-C
COUPE C-C
SECTION C-C

ESCALA 1:10
ECHELLE 1:10
SCALE 1:10

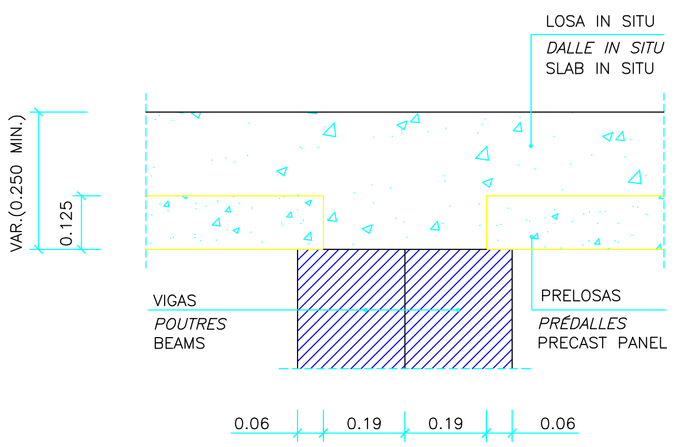

SECCION D-D
COUPE D-D
SECTION D-D

ESCALA 1:10
ECHELLE 1:10
SCALE 1:10

CARACTERISTICAS DE LOS MATERIALES
CARACTÉRISTIQUES DES MATÉRIAUX
CHARACTERISTICS OF THE MATERIALS

ACEROS/ACIERS/STEEL

ACERO PASIVO
ACIER PASSIF ---------- B 500 S
REINFORCEMENT
ACERO ACTIVO
ACIER ACTIF ---------- Y-1860-S7-15.2 (AH-1860-0.6")
PRESTRESSING

HORMIGONES/*BÉTONS*/CONCRETE

HORMIGON DE LIMPIEZA
BÉTON EN MASSE ---------- HM-15
MASS CONCRETE
HORMIGON EN CIMENTACIONES
BÉTON DES FONDATIONS ----------HA-25/P/20/IIIa
CONCRETE OF FOUNDATIONS
HORMIGON EN PANTALLAS, LOSA Y MUROS LOCAL TECNICO
BÉTON DES VOILES, DALLE ET MURS EN LOCAL TECNIQUE --- HA-30/P/20/IIIa
CONCRETE OF FOUNDATION WALLS, SLABS AND WALLS IN TECHNICAL ROOM
HORMIGON EN DIGESTOR
BÉTON DU DIGESTEUR ---------- HA-40/P/20/IIIa/Qb
CONCRETE OF DIGESTER
HORMIGON EN PRELOSAS Y VIGAS PREFABRICADAS
BÉTON DES PRÉDALLES ET POUTRES PREFABRIQUEES ------ HA-35/P/20/IIIa
CONCRETE OF PRECAST PANELS AND BEAMS

TIPOS DE CONTROL EN ELEMENTOS DE HORMIGON ARMADO/
TYPES DU CONTRÔLE EN ÉLÉMENTS DU BÉTON ARMÉ/
TYPES OF CONTROL OF REINFORCED CONCRETE ELEMENTS

DEL ACERO DE ARMAR
ACIER PASSIF ---------- NORMAL/*NORMAL*/NORMAL
REINFORCEMENT
DEL HORMIGON
BÉTON ---------- *ESTADISTICO/ STATISTIQUE/ STATISTICALLY*
CONCRETE
DE EJECUCION
EXÉCUTION ------- INTENSO (DAÑOS MEDIOS)/ *INTENSE (DOMMAGE MOYEN)*
EXECUTION INTENSIVE (AVERAGE DAMAGES)

RECUBRIMIENTOS/*ENROBAGE DES ACIERS*/COVER OF REINFORCEMENT
r_{nom} = 40 mm

COEFICIENTES DE SEGURIDAD PREVISTOS EN LOS CALCULOS
COEFFICIENTS DE SÉCURITÉ PRÉVUS DANS LES CALCULS
SECURITY FACTORS USED IN THE CALCULATIONS

γg = 1.35 γq = 1.50 γs = 1.15 γc = 1.50
γp = 1.15

4	Rosa	Rechina	13-12-2002	APOYO PRELOSAS	Petersen
3	Rafael	J.L. Bellod	25-06-2002	PLANTA PILOTO	Petersen
2	Rafael	J.L. Bellod	29-05-2002	POSICION CABEZAS ANCLAJE	Petersen
1	Rafael	J.L. Bellod	09-05-2002		Petersen

VARIAS

DIGESTORES / DIGESTEURS / DIGESTERS
CUBIERTA DEL DIGESTOR. LOSAS PREFABRICADAS. GEOMETRIA
DALLE DE COUVERTURE DIGESTEUR. PREDALLES. COFFRAGE
COVER SLAB OF DIGESTER. PRECAST PANELS. FORMS

0000 GC 000 0000 035 4

A1

Xref: I:\PROYECTO\P-0201_DIGESTORES_EN_BARCELONA\P_CONSTRUCTIVO\PLANOS\PLANOS_DICIEMBRE_ULTIMA_MODIFICACION\sello.dwg